



Government of West Bengal
Office of the Principal
Darjeeling Government College
Darjeeling - 734 101, West Bengal, INDIA.

Phone / Fax : (0354) 2254078
(0354) 2254019
Email : dgc.principal@gmail.com

Student Satisfaction Survey Report (2021-2022)

Student satisfaction surveys are an important tool for measuring the effectiveness of education and identifying areas for improvement. By gathering feedback from students about their experiences in the classroom, the College can gain valuable insights into what is working well and what needs to be changed. The Institution regularly takes feedback from the students regarding teaching -learning experience and College Infrastructure. This feedback helps the College to work on the shortcomings in its work as well as to make informed decisions about curriculum development, teaching methods, and resource allocation.

Conducting a student satisfaction survey can also improve communication and build trust between students and teachers. By giving students a voice and actively seeking their input, educators can demonstrate that they are committed to creating a positive learning environment. This can increase student engagement and motivation, leading to improved academic performance and greater student success.

The College resumed the offline classes in the month of November 2021. The opening of classes after the prolonged period of Covid-19 induced lockdown led to the blended mode of teaching-learning. Both the online and offline classes started simultaneously. This feedback survey is focused on both the online and offline mode of teaching-learning.

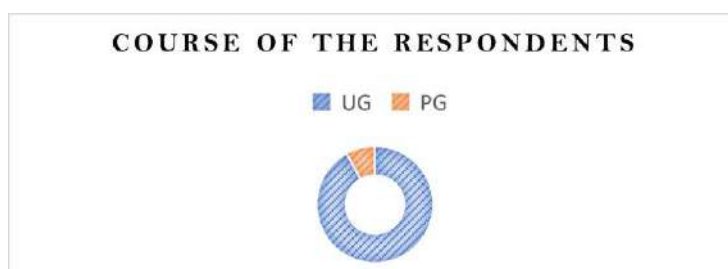
THE RESPONDENTS

The Student Satisfaction Survey for the year 2021-2022 was conducted with the help of the questionnaire survey. A total of **2251** students out of 3250 attempted the questionnaire and gave us feedback on the teaching-learning and infrastructural facilities of the college. **About 69 %** of Students responded to the feedback from both the Under Graduate and Post Graduate Courses.

The questionnaire was divided into three heads- teaching-learning facilities (Educational feedback), Administrative Infrastructure and Support and Extracurricular activities.

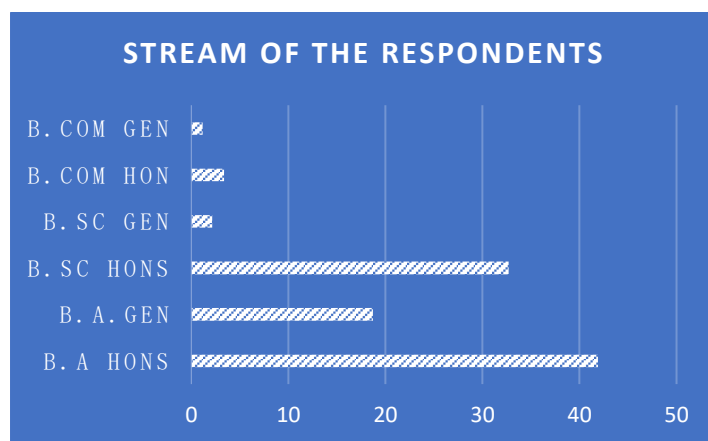
91.9% of Undergraduate students from different streams and 8.1% of Post Graduate students from P.G. department of Nepali,English,Zoology and Botany participated in the survey.

Course	No. of Responses	% of Responses
UG	2071	91.9
PG	180	8.1
Total	2251	100



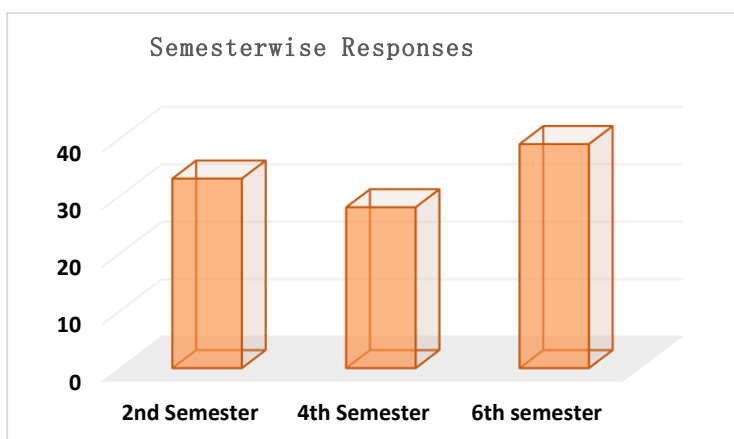
Students from all streams B.A. Honours(41.9%),B.A. General(18.7%),B.Sc. Hons(32.7%),B.Sc. General(2.16%),B.Com Hons(3.37%)and B.Com General(1.17%)participated in the survey.

Stream	No. of Responses	% of Responses
B.A Hons	943	41.9
B.A.Gen	421	18.7
B.Sc Hons	736	32.7
B.Sc Gen	50	2.16
B.Com Hon	75	3.37
B.Com Gen	26	1.17
Total	2251	100



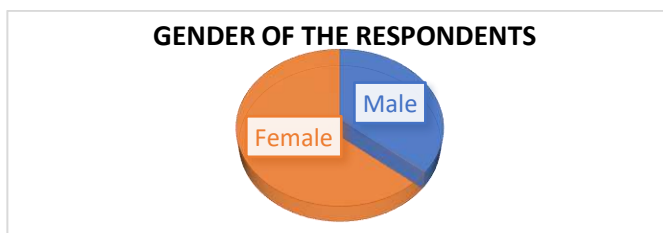
The survey was conducted at the end of EVEN academic session. Hence the participation from 2nd semester students (33%), 4th Semester students (28%) and 6th Semester students (39%) were almost similar.

Semester	No. of Responses	% of Responses
2nd Semester	743	33
4th Semester	630	28
6th semester	878	39
Total	2251	100



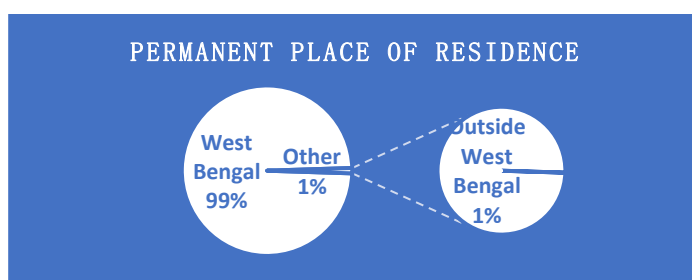
About 64% of the respondents were female and only 36% of respondents were male.

Gender	No. of Responses	% of Responses
Male	810	36
Female	1441	64
Others	0	0
Total	2251	100



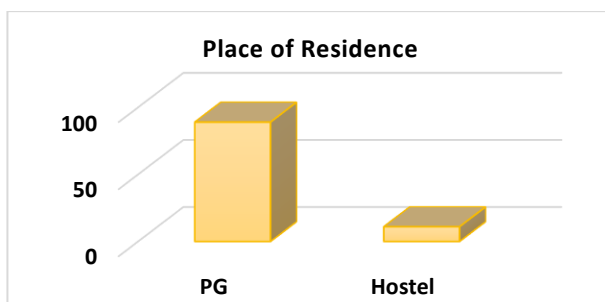
Students from all over the state do study in the College and a tiny portion (1%) come from the neighbouring states of Assam, Arunachal Pradesh and others.

Residence	No. of Responses	% of Responses
West Bengal	2228	99
Outside West Bengal	23	1
Total	2251	100



Most of the respondents (89%) are staying as “Paying Guest in and around college and 11% reside in the Hostels of the College.

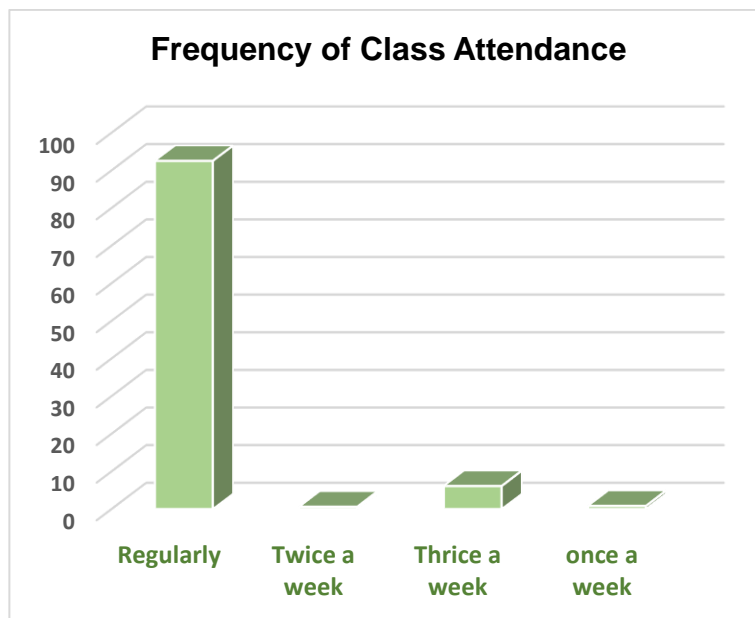
Whether staying in PG or Hostel	No. of Responses	% of Responses
PG	1635	89
Hostel	202	11
Total	1837	100



TEACHING-LEARNING FACILITIES (EDUCATIONAL FEEDBACK)

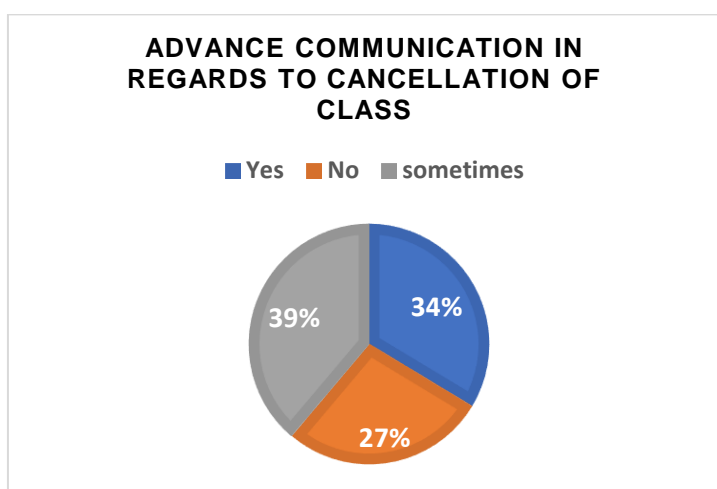
The regularity of the class is important for any students to complete their courses in time. 92 % responded that they do attend the classes regularly. Only 1% of them responded that they attend class twice a week and 6% of them thrice a week. And only 1% of the students attend class once in a week .

How frequently do you attend classes	No of responses	% of response
Regularly	2082	92
Twice a week	14	1
Thrice a week	137	6
once a week	18	1
TOTAL	2251	100



The regularity of the class is further supported by the communication of cancellation of classes in advance by the teachers to the students as such classes can be used by the other faculty members who are present in the department. 34% responded that they are informed in advance regarding the cancellation of the class while 27 % responded that they do not get informed regarding such. While 39 % responded that they do sometimes gets informed regarding cancellation of classes in advance.

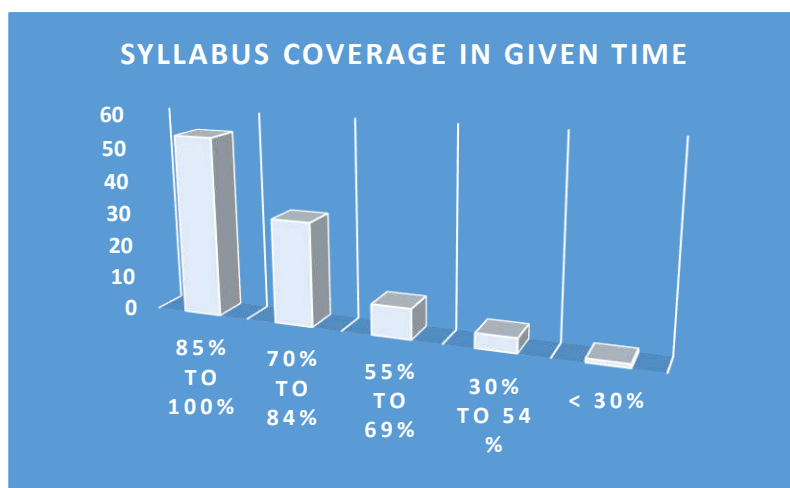
Are you communicated in advance about any changes or cancellation in the scheduled classes?	No of responses	% of response
Yes	757	34
No	620	27
sometimes	874	39
TOTAL	2251	100



A total of 54% of students responded positively that the syllabus gets covered in a given time frame followed by 31% who responded that about 70 to 84 % of the syllabus is covered in a given time.


Whereas **55-69%** (9% responses) and **30-54%**(5% responses) gets covered for some students and *less than 30%* syllabus gets covered (1% responses) as per the rest of the students in the given time frame.

How much of the syllabus was covered in the class in time?	No of responses	% of response
85% to 100%	1216	54
70% to 84%	706	31
55% to 69%	207	9
30% to 54 %	98	5
< 30%	25	1
TOTAL	2251	100



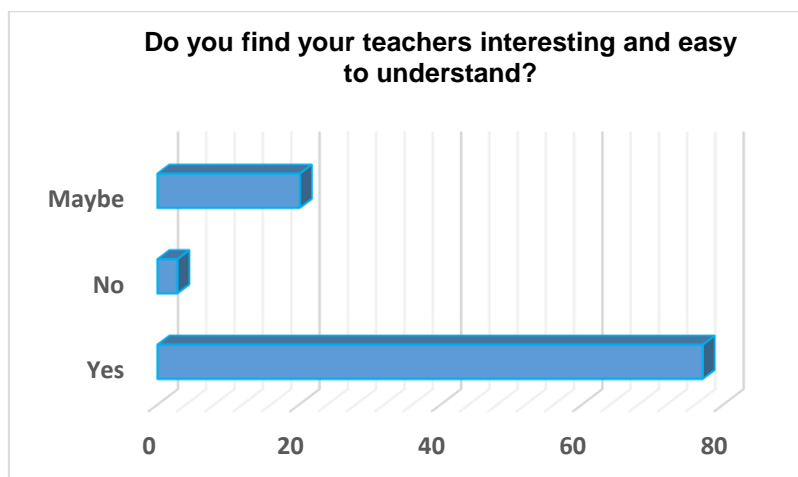
The availability of teachers is important in the department even after the class time for clarification. Hence 65% responded that teachers are always available in the department even after the class period followed by 34% that they do find some teachers in the department after the class time. Only 1% of students responded in negative.

Are your teachers available in the Department after lecture time?	No of responses	% of response
Always	1465	65
Sometimes	770	34
Never	16	1
TOTAL	2251	100



For 77 % of students, the teachings in the classroom are understandable while 3% of students found themselves not understanding and grasping the taught topic, the same percentage (20%) of students understood the topic very few times.

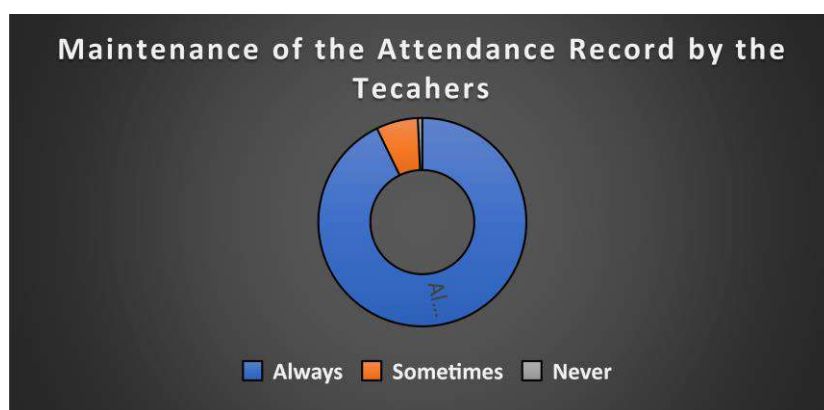
Do you find your teachers interesting and easy to understand?	No of responses	% of response
Yes	1736	77
No	63	3
Maybe	452	20
TOTAL	2251	100



As per the regulation so of University of North Bengal, the attendance of 75%^ is a must for a student to sit for an examination, hence prompting the need to maintain proper attendance

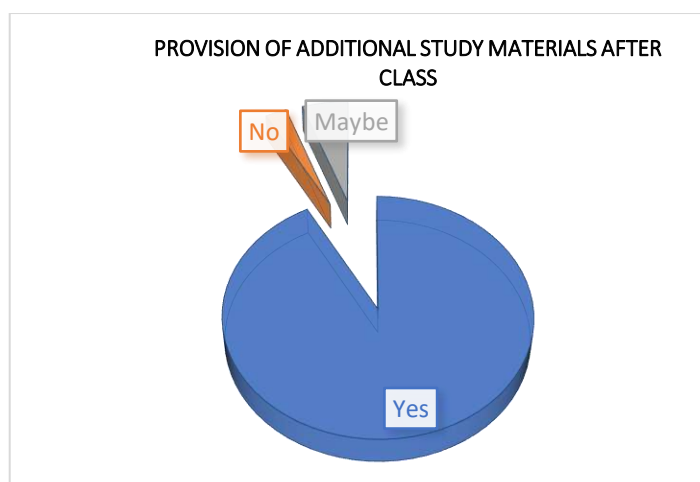
records.93% of students responded that teachers do maintain regular attendance while 1 % responded in negative. 6 % also responded that the teachers do sometimes maintain the record.

Attendance record is maintained by the teachers	No of responses	% of response
Always	2089	93
Sometimes	146	6
Never	16	1
TOTAL	2251	100



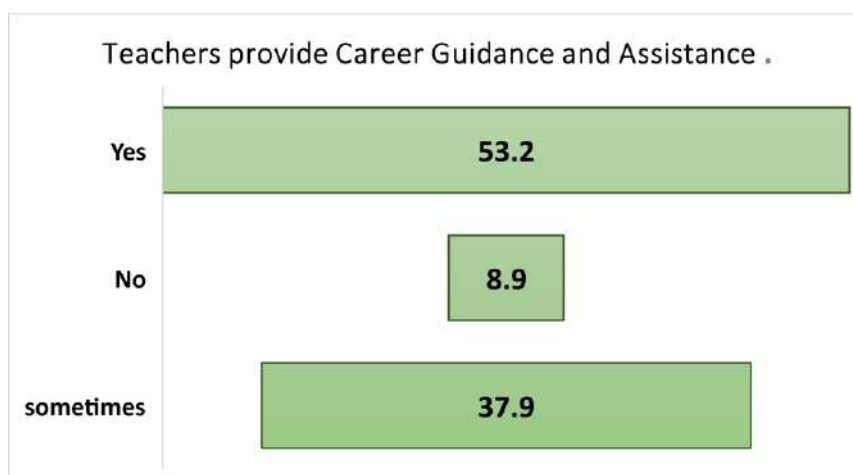
92% of the students responded that the study materials were provided to them after the class while only 3% said that they did not receive any study materials. 5 % of the students responded that they sometimes did receive the student materials. These study materials were provided to the students for more clarity in the topic as additional materials.

Do your teachers provide you with additional study material / notes and other learning inputs for clarity and understanding of the subject?	No of responses	% of response
Yes	2073	92
No	56	3
Maybe	122	5
Total	2251	100




For 53% of students' teachers do provide them with career guidance while 9 % did not receive any such guidance. 38 % of students responded that they did sometimes get the assistance.

Teachers provide Career Guidance and Assistance	No of responses	% of response
Yes	1198	53
No	200	9
sometimes	853	38
TOTAL	2251	100




58 % of the students found that the teachers do always encourage them to participate in the discussions in the class. While 4 % did not find the encouragement by the teachers. 38% of the responded that they do sometimes gets the encouragement.

Teachers encourage participation and discussion in class	No of responses	% of response
Always	1301	58
Sometimes	868	38
Never	82	4
TOTAL	2251	100



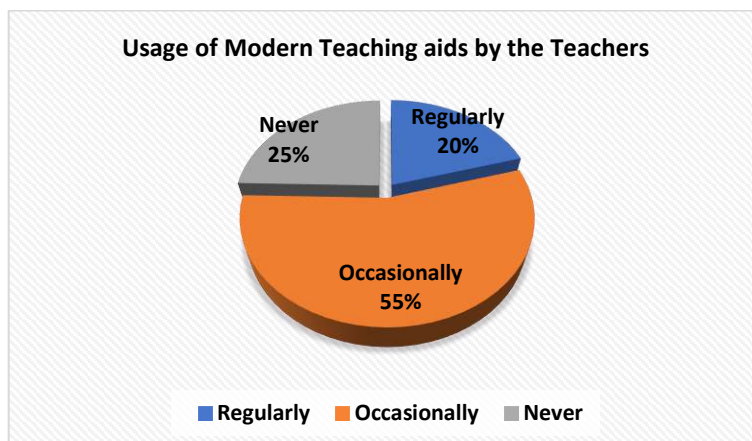
Understanding the weakness of a student and to work on them is a key factor in teaching method. For 51 % of students, they did receive help from teachers in their weak section/portion of their study and personality while 12 % never receive such help. However, 37 % of students responded they would answer in neutral for this part.

Teachers are able to identify your weaknesses and help you to overcome them	No of responses	% of response
strongly disagree	95	4
Disagree	187	8
Neutral	824	37
Agree	963	43
Strongly Agree	182	8
TOTAL	2251	100



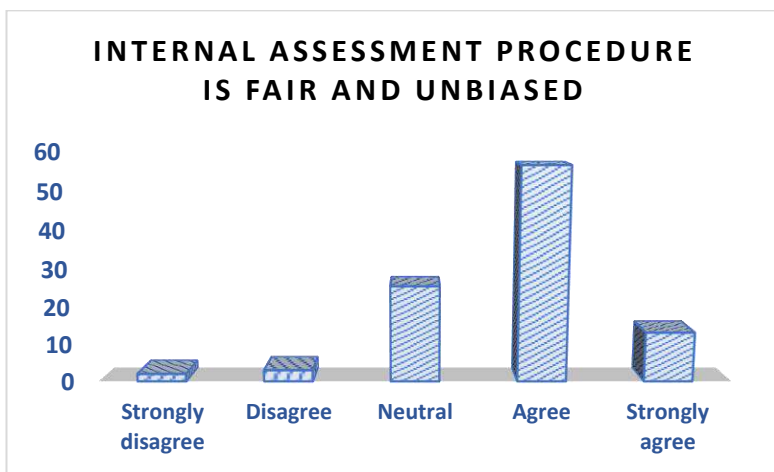
The use of modern teaching aid has become a necessity. As per the feedback, 20% of students have responded positively that the teachers do use the smart techniques, while 55% responded that the class is occasionally done with the help of smart techniques. Some students (25%) did respond that they have never attended a smart class.

Teachers use modern teaching aids, PowerPoint presentation, web resources etc.?	No of responses	% of response
Regularly	461	20
Occasionally	1236	55
Never	554	25
TOTAL	2251	100



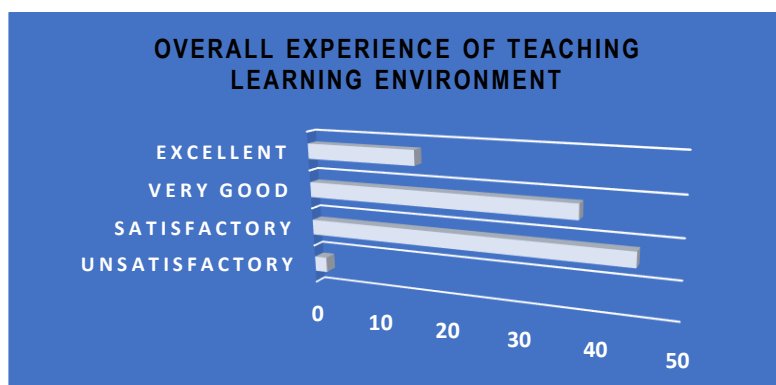
Internal assessment of a course gives a fair idea to the students as well as the teacher regarding the depth of the knowledge that have learnt through their course. Ensuing a fair system for the Internal Assessment is a must for a college. 70 % of students responded positively for this question while 5 % of them disagrees and 25 % could not give definite answer for this part.

Internal Assessment procedure is fair and unbiased	No of responses	% of response
Strongly disagree	44	2
Disagree	68	3
Neutral	572	25
Agree	1272	57
Strongly agree	295	13
TOTAL	2251	100



45% of students found the learning environment in the college satisfactory followed by 38% who deemed the environment very good and further for 15% of the respondents found it excellent. The rest of the respondents (2%) found the learning to be unsatisfactory and poor.

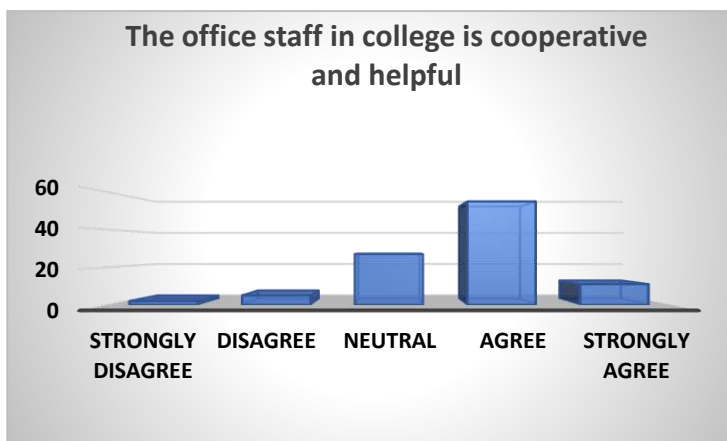
Overall experience of teaching learning environment	No of responses	% of response
Unsatisfactory	41	2
Satisfactory	1008	45
Very good	846	38
Excellent	356	15
TOTAL	2251	100



Administrative and Infrastructure Support

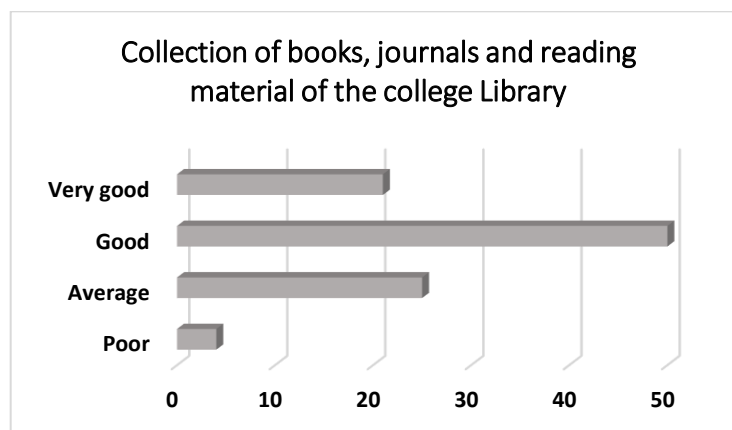
The second part of the questionnaire focused on the administrative and infrastructural facilities; the College provided. 66% of students found the office staff to be helpful, while 27% of respondents could not say anything. Remaining 7% of the students did not receive help and co-operation from the office.

The office staff in college is cooperative and helpful	No of responses	% of Responses
Strongly disagree	55	2
Disagree	115	5
Neutral	608	27
Agree	1238	55
Strongly agree	235	11
TOTAL	2251	100



The library is the heart of any academic institution. And the College boasts of having one huge central Library for the College and separate seminar libraries for all the departments of the College. The collection of books, journals & reading materials was found to be good to very good by 71 % of students while 25% of students found it average and 4% found them to be poor.

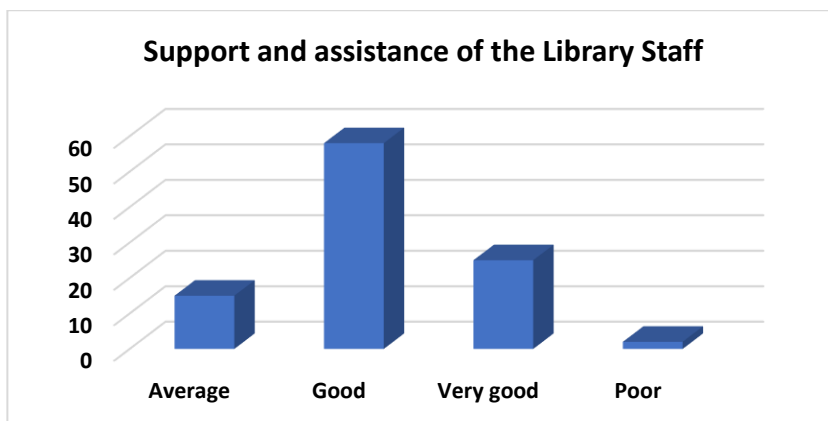
Collection of books, journals and reading material of the college Library	No of responses	% of Responses
Poor	88	4
Average	578	25
Good	1112	50
Very good	473	21
TOTAL	2251	100



The operation of a library is in the hands of the library staff. The librarian position has been vacant for few years now and it was running with the help of the non-teaching staffs and library sub-committee of the College. But with the joining of the new Librarian, it is expected to play a huge role in the students' academic development.

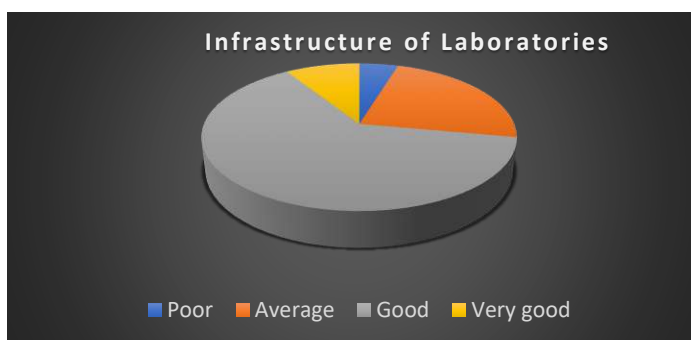
In this survey, 83 % of students have found the support and assistance of the library staff to be good to very good. 15 % found them average while 2 % of them responded that they did not receive any desired help.

Support and assistance of the Library Staff	No of responses	% of Responses
Average	338	15
Good	1306	58
Very good	563	25
Poor	45	2
TOTAL	2251	100



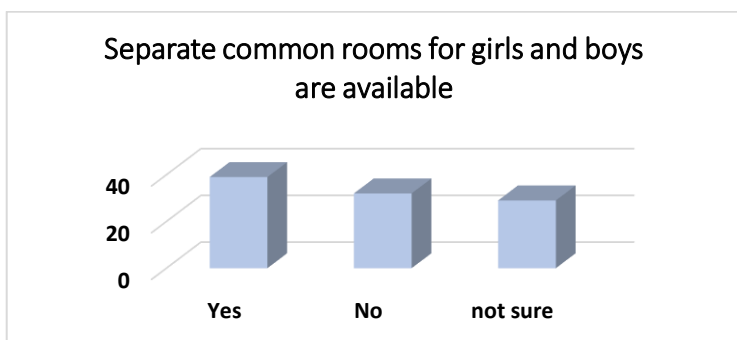
The College has 6 science departments (Zoology,Botany,Microbiology,Physics,Chemistry & Mathematics) and Geography department Laboratories. These labs have rich collection of the required chemicals and substances and instruments. This question was focused to the students of such departments and 1370 students responded for the survey. 72 % of students found the laboratories in good to very good . while 23 % thought the library infrastructure was average and 5 % found them poor.

Infrastructure of the Laboratory	No of responses	% of Responses
Poor	65	5
Average	317	23
Good	864	63
Very good	124	9
TOTAL	1370	100



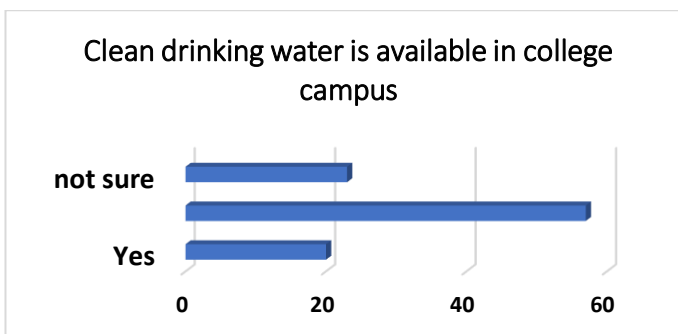
For the availability of Common rooms for the students 39% of them has responded positively while 32% said No and 29% are not sure whether separate common rooms for the girls and boys are available.

Separate common rooms for girls and boys are available	No of responses	% of Responses
Yes	878	39
No	720	32
not sure	653	29
TOTAL	2251	100



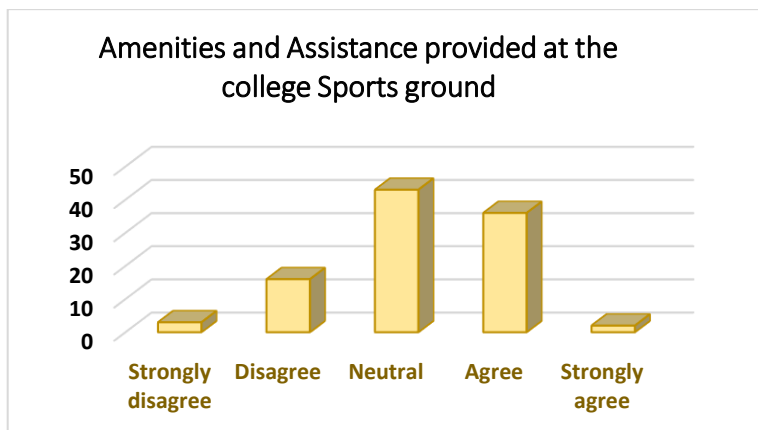
The drinking water facilities is basic need of any human being. However only 20% of the students responded in positive for clean drinking water in the college premises and 57% responded in negative for the availability of clean drinking water. And 23% of them are not sure regarding availability of clean drinking water

Clean drinking water is available in college campus	No of responses	% of Responses
Yes	450	20
No	1283	57
not sure	518	23
TOTAL	2251	100



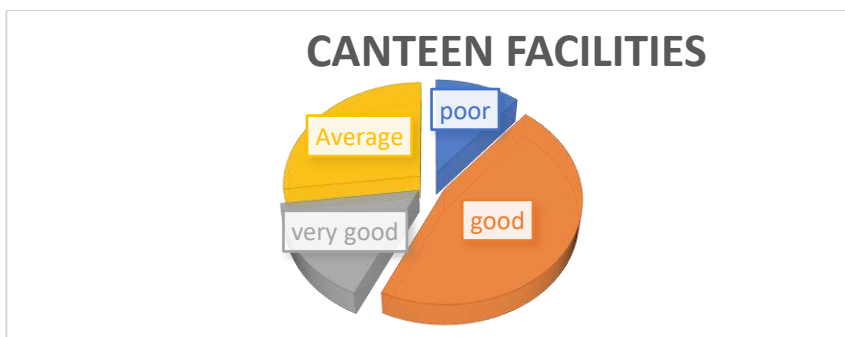
51 % of students responded that the amenities and assistance provided at the college sports ground in good to very good while 27% thinks it's average and 22% of them found it poor.

Amenities and Assistance provided at the college Sports ground	No of responses	% of Responses
poor	495	22
good	1013	45
very good	135	6
Average	608	27
TOTAL	2251	100



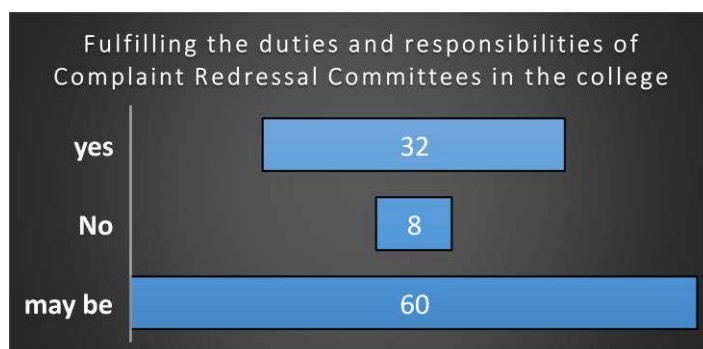
62% of students responded positively for the god canteen facilities in the college. However 11 % of students found them poor while 27%found them average in terms of the canteen facilities in the college.

Canteen facilities	No of responses	% of Responses
poor	248	11
good	1035	46
very good	360	16
Average	608	27
TOTAL	2251	100



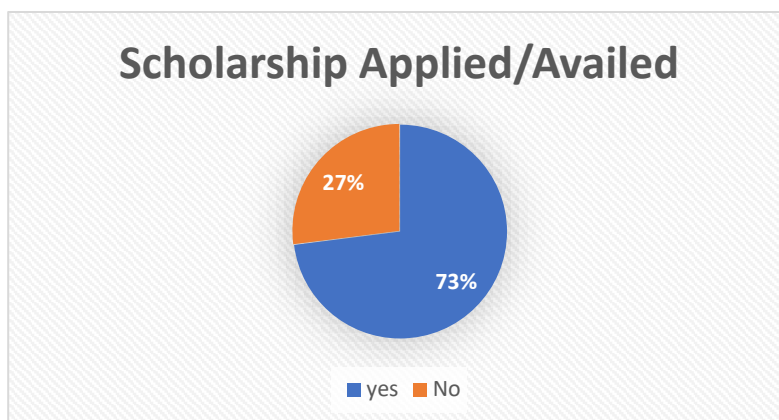
The presence of the grievance Redressal Committee gives the students a place to keep their grievances in front of the College. 32% of students were aware and found the committee to function properly while 08% of respondents didn't know about this committee. Further 60% of the students are not aware of the Grievance Redressal Committee in the College.

Fulfilling the duties and responsibilities of Complaint Redressal Committees in the college	No of responses	% of Responses
yes	720	32
No	180	8
may be	1351	60
TOTAL	2251	100




The College provides scholarship to the minorities, scheduled tribes and scheduled caste and the deserving candidate through government and some private schemes. Among the respondents 73% responded that they have availed /applied for the benefit of scholarships while 27 % have not availed the benefits.

Scholarship applied/availed	No of responses	% of Responses
yes	1643	73
No	608	27
TOTAL	2251	100



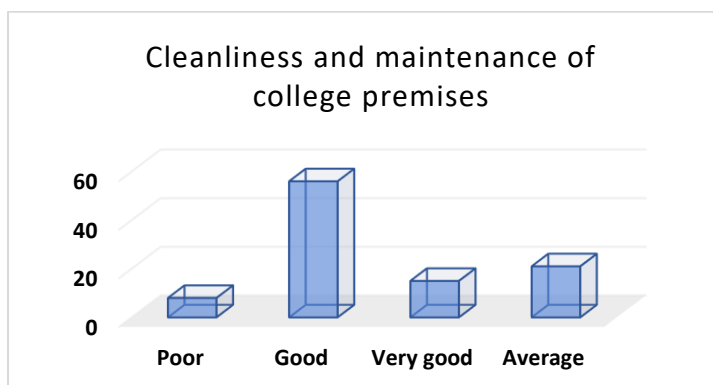
The cleanliness of the washroom is important for the health and hygiene of the students. However, 40% of the students responded about the poor maintenance of the washroom. 28 % responded that the cleanliness of the washroom is average and 32% responded that it is good to very good with regards to maintenance of the washroom.

Washroom Cleanliness and maintenance	No of responses	% of Responses
poor	900	40
good	608	27
very good	113	5
Average	630	28
TOTAL	2251	100



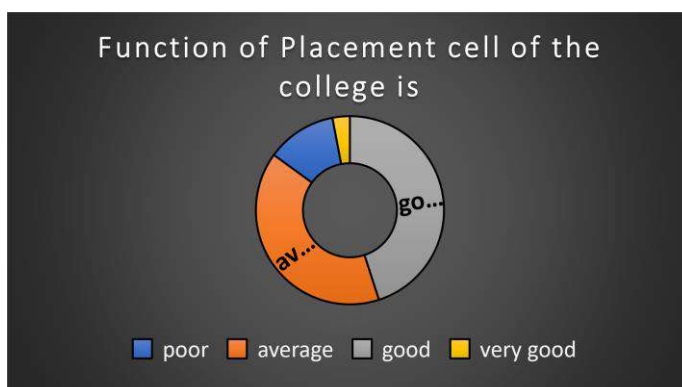
The college premise is clean and maintained properly as per 71% of the respondents. While 8% of them do not agree and 21% of them thinks it is average.

Cleanliness and maintenance of college premises	No of responses	% of Responses
Poor	180	8
Good	1261	56
Very good	338	15
Average	473	21
TOTAL	2251	100



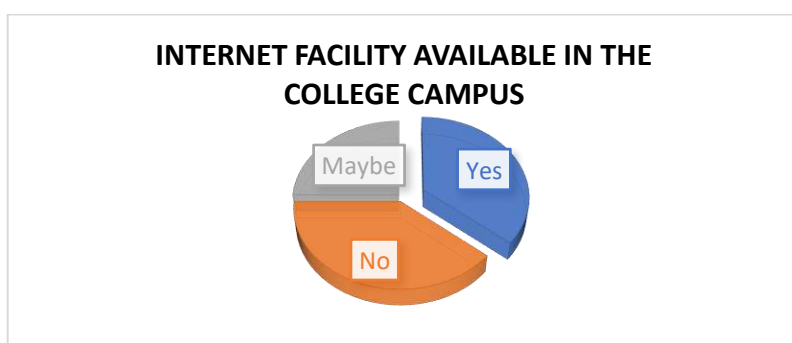
48% think the college placement Cell is doing their work properly while 12% do not think so and 40% thinks it is just average.

Function of Placement cell of the college is	No of responses	% of Responses
poor	270	12
average	900	40
good	1013	45
very good	68	3
TOTAL	2251	100



36% responded positively regarding the availability of the internet facilities in the college. While 39% of them disagreed and 25% of them are not sure.

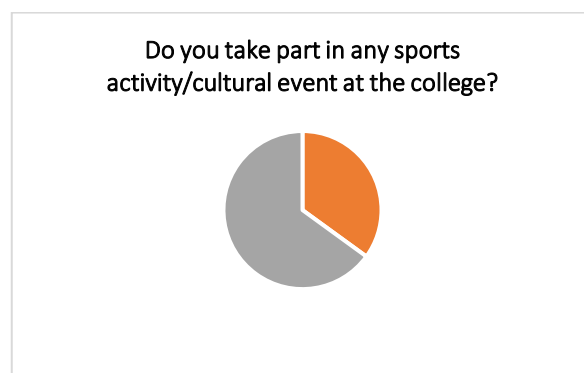
Internet facility available in the college campus	No of responses	% of Responses
Yes	807	36
No	884	39
Maybe	563	25
TOTAL	2254	100



Extracurricular Activities in the College

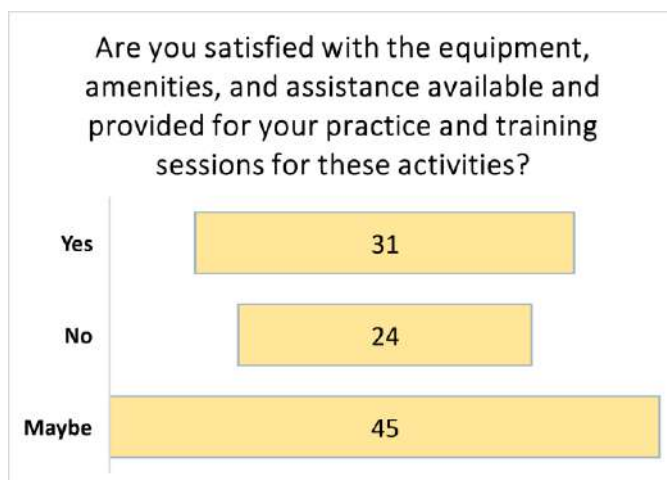
The importance of extracurricular activities in a student's life is incontestable. The responsibility of providing basic facilities for the extra-curricular activities lies with the college. The participation rate in college activity is low with 65% responding that they do not take part in the college activity and 35% of them responded yes for participation in the college activity.

Do you take part in any sports activity/cultural event at the college?	No of responses	% of Responses
Yes	788	35
No	1463	65
TOTAL	2251	100



31% of students'are satisfied regarding the assistance with the equipment, amenities, and assistance available and provided the practice and training sessions for these activities and 24 % are not. While 45% of them are not sure about that.

Are you satisfied with the equipment, amenities, and assistance available and provided for your practice and training sessions for these activities?	No of responses	% of Responses
Yes	698	31
No	532	24
Maybe	1021	45
TOTAL	2251	100



Among the respondents 25% of them have participated either in NCC or NSS while 75% of them have not taken interest in any activity.

Are you in NCC/ NSS team	No of responses	% of Responses
Yes	563	25
No	1688	75
TOTAL	2251	100



Only 11% of them have won prizes and awards for winning competitions organized under the Cultural Events/sports and other activities while 89% of them have not participated or won any prizes or awards.

Have you won prizes and awards for winning competitions organized under the Cultural Events/sports and other activities?	No of responses	% of Responses
Yes	248	11
No	2003	89
TOTAL	2251	100



After getting the feedback from the students, it was concluded that the College needs to take action in the following categories:

1. The need of smart room classes has been felt for a long time. Preparing more smart room classes to aid the students in their studies remains a top priority.
2. Encouragement to the students to go to the library and make use of most of the resources.
3. Maintain hygiene in the washrooms of the College.
4. Solve the problem of drinking water facilities in the college.
5. Awareness among students regarding the Grievance Redressal Committee.
6. The College Placement Cell needs to be more active and help students in their career advancement.
7. The internet facilities in the College needs to be upgraded.
8. Encouraging the Students to partake in the extracurricular activities.
9. Encourage more students to participate in NCC and NSS.



IQAC Co-ordinator

Dr. Sherap Bhutia

Darjeeling Government College

Darjeeling-734101

Coordinator
IQAC
Darjeeling Government College
Darjeeling



Officer-in-Charge
Darjeeling Govt. College

Officer-in-Charge

Dr. Projjwal Chandra Lama

Darjeeling Government College

Darjeeling-734101



Government of West Bengal
Office of the Principal
Darjeeling Government College
Darjeeling - 734 101, West Bengal, INDIA.

Phone / Fax : (0354) 2254078
(0354) 2254019
Email : dgc.principal@gmail.com

Filled in Forms

FEEDBACK FORM FOR STUDENTS
DARJEELING GOVT. COLLEGE

This form is intended to collect information relating to your satisfaction with the completion of the syllabus, teaching, learning, evaluation, and administrative facilities of the College. The information provided by you will be kept confidential and will be used as important feedback for quality improvement of the program of studies and the institution.

1. INFORMATION ABOUT THE STUDENT

Roll No.	11	Section	1	Subject	Philosophy
Semester	III	Gender	M	Roll No.	11
Registration	11/11/11	PGI Number	11	Roll No.	11

Please tick a mark (✓) for each item to indicate your level of agreement with the following statements by selecting the appropriate option.

2. Instructional Feedback

How frequently does your class meet?

Once a week	Twice a week	Three times a week	Regularly (As Classed)
<input type="checkbox"/>	<input type="checkbox"/>	<input type="checkbox"/>	<input checked="" type="checkbox"/>

Are you comfortable in advance about any change or cancellation in the scheduled class?

Yes	No
<input type="checkbox"/>	<input checked="" type="checkbox"/>

How much of the syllabus was covered in the class?

80% to 90%	90% to 95%	95% to 98%	Less than 80%
<input checked="" type="checkbox"/>	<input type="checkbox"/>	<input type="checkbox"/>	<input type="checkbox"/>

Are your teachers/lecturers in the department after lecture time?

Yes	No
<input checked="" type="checkbox"/>	<input type="checkbox"/>

Do you find your teachers/lecturers helpful only in classroom?

Yes	No
<input checked="" type="checkbox"/>	<input type="checkbox"/>

Readings assigned to be read by the teacher?

Always	Sometimes	Never
<input checked="" type="checkbox"/>	<input type="checkbox"/>	<input type="checkbox"/>

Do your teachers provide you with additional study material / notes and other learning inputs for clarity and understanding of the subject?

Yes	No	Maybe
<input checked="" type="checkbox"/>	<input type="checkbox"/>	<input type="checkbox"/>

Teachers provide you with additional study material / notes and other learning inputs for clarity and understanding of the subject?

Yes	No	Maybe
<input checked="" type="checkbox"/>	<input type="checkbox"/>	<input type="checkbox"/>

Teachers encourage participation and discussion in class.

Always	Sometimes	Never
<input checked="" type="checkbox"/>	<input type="checkbox"/>	<input type="checkbox"/>

Teachers identify your weaknesses and help you to overcome them.

Strongly Disagree	Disagree	Neutral	Agree	Strongly Agree
<input type="checkbox"/>	<input type="checkbox"/>	<input type="checkbox"/>	<input checked="" type="checkbox"/>	<input type="checkbox"/>

Teachers use modern teaching aids, Power Point presentation, web resources.

Always	Sometimes	Never
<input checked="" type="checkbox"/>	<input type="checkbox"/>	<input type="checkbox"/>

Internal assessment / assignments for self-learning.

Always	Sometimes	Never
<input checked="" type="checkbox"/>	<input type="checkbox"/>	<input type="checkbox"/>

Overall experience of teaching / learning environment.

Strongly Disagree	Disagree	Neutral	Agree	Strongly Agree
<input type="checkbox"/>	<input type="checkbox"/>	<input type="checkbox"/>	<input checked="" type="checkbox"/>	<input type="checkbox"/>

FEEDBACK FORM FOR STUDENTS
DARJEELING GOVT. COLLEGE

This form is intended to collect information relating to your satisfaction with the completion of the syllabus, teaching, learning, evaluation, and administrative facilities of the College. The information provided by you will be kept confidential and will be used as important feedback for quality improvement of the program of studies and the institution.

1. INFORMATION ABOUT THE STUDENT

Roll No.	11	Section	1	Subject	Philosophy
Semester	III	Gender	M	Roll No.	11
Registration	11/11/11	PGI Number	11	Roll No.	11

Please tick a mark (✓) for each item to indicate your level of agreement with the following statements by selecting the appropriate option.

2. Instructional Feedback

How frequently do you attend your classes?

Once a week	Twice a week	Three times a week	Regularly (As Classed)
<input type="checkbox"/>	<input type="checkbox"/>	<input type="checkbox"/>	<input checked="" type="checkbox"/>

Are you comfortable in advance about any change or cancellation in the scheduled class?

Yes	No
<input type="checkbox"/>	<input checked="" type="checkbox"/>

How much of the syllabus was covered in the class in time?

80% to 90%	90% to 95%	95% to 98%	Less than 80%
<input checked="" type="checkbox"/>	<input type="checkbox"/>	<input type="checkbox"/>	<input type="checkbox"/>

Are your teachers/lecturers in the department after lecture time?

Yes	No
<input checked="" type="checkbox"/>	<input type="checkbox"/>

Do you find your teachers/lecturers helpful only in classroom?

Yes	No	Maybe
<input checked="" type="checkbox"/>	<input type="checkbox"/>	<input type="checkbox"/>

Readings assigned to be read by the teacher?

Always	Sometimes	Never
<input checked="" type="checkbox"/>	<input type="checkbox"/>	<input type="checkbox"/>

Do your teachers provide you with additional study material / notes and other learning inputs for clarity and understanding of the subject?

Yes	No	Maybe
<input checked="" type="checkbox"/>	<input type="checkbox"/>	<input type="checkbox"/>

Teachers encourage participation and discussion in class.

Always	Sometimes	Never
<input checked="" type="checkbox"/>	<input type="checkbox"/>	<input type="checkbox"/>

Teachers identify your weaknesses and help you to overcome them.

Strongly Disagree	Disagree	Neutral	Agree	Strongly Agree
<input type="checkbox"/>	<input type="checkbox"/>	<input type="checkbox"/>	<input checked="" type="checkbox"/>	<input type="checkbox"/>

Teachers use modern teaching aids, Power Point presentation, web resources.

Always	Sometimes	Never
<input checked="" type="checkbox"/>	<input type="checkbox"/>	<input type="checkbox"/>

Internal assessment / assignments for self-learning.

Always	Sometimes	Never
<input checked="" type="checkbox"/>	<input type="checkbox"/>	<input type="checkbox"/>

Overall experience of teaching / learning environment.

Strongly Disagree	Disagree	Neutral	Agree	Strongly Agree
<input type="checkbox"/>	<input type="checkbox"/>	<input type="checkbox"/>	<input checked="" type="checkbox"/>	<input type="checkbox"/>

3. Administrative Infrastructure and Support

The library staff is efficient and helpful.

Strongly Disagree	Disagree	Neutral	Agree	Strongly Agree
<input type="checkbox"/>	<input type="checkbox"/>	<input type="checkbox"/>	<input checked="" type="checkbox"/>	<input type="checkbox"/>

Collection of books, journals and reading material of the college library.

Poor	Average	Good	Very Good
<input type="checkbox"/>	<input type="checkbox"/>	<input checked="" type="checkbox"/>	<input type="checkbox"/>

Support and assistance of the library staff.

Poor	Average	Good	Very Good
<input type="checkbox"/>	<input type="checkbox"/>	<input checked="" type="checkbox"/>	<input type="checkbox"/>

Infrastructure of the laboratory.

Poor	Average	Good	Very Good
<input type="checkbox"/>	<input type="checkbox"/>	<input checked="" type="checkbox"/>	<input type="checkbox"/>

Separate common room for girls and boys are available.

Yes	No
<input checked="" type="checkbox"/>	<input type="checkbox"/>

Clean drinking water is available in college campus.

Yes	No
<input checked="" type="checkbox"/>	<input type="checkbox"/>

Amusement and assistance provided at the college sports ground.

Poor	Average	Good	Very Good
<input type="checkbox"/>	<input type="checkbox"/>	<input checked="" type="checkbox"/>	<input type="checkbox"/>

Campus facilities.

Poor	Average	Good	Very Good
<input type="checkbox"/>	<input type="checkbox"/>	<input checked="" type="checkbox"/>	<input type="checkbox"/>

Following the duties and responsibilities of Complaint Redress Committee in the college.

Yes	No	Maybe
<input checked="" type="checkbox"/>	<input type="checkbox"/>	<input type="checkbox"/>

Students are free to attend.

Yes	No
<input checked="" type="checkbox"/>	<input type="checkbox"/>

Minimum classroom and well-maintained.

Poor	Average	Good	Very Good
<input type="checkbox"/>	<input type="checkbox"/>	<input checked="" type="checkbox"/>	<input type="checkbox"/>

Classroom and maintenance of college premises.

Poor	Average	Good	Very Good
<input type="checkbox"/>	<input type="checkbox"/>	<input checked="" type="checkbox"/>	<input type="checkbox"/>

Facilities of Placement cell of the college.

Poor	Average	Good	Very Good
<input type="checkbox"/>	<input type="checkbox"/>	<input checked="" type="checkbox"/>	<input type="checkbox"/>

Internet facility available in the college campus.

Yes	No	Maybe
<input checked="" type="checkbox"/>	<input type="checkbox"/>	<input type="checkbox"/>

4. Extra Curricular activities

Do you take part in any sports/athletic event at the college?

Yes	No
<input checked="" type="checkbox"/>	<input type="checkbox"/>

Are you satisfied with the equipment, amenities, and assistance available and provided for your practice and training activities for those activities?

Yes	No	Maybe
<input checked="" type="checkbox"/>	<input type="checkbox"/>	<input type="checkbox"/>

Are you in NCC / NSS / NDA?

Yes	No
<input checked="" type="checkbox"/>	<input type="checkbox"/>

Have you won prizes and awards for winning competitions organized under the Cultural Extracurricular and other activities?

Yes	No
<input checked="" type="checkbox"/>	<input type="checkbox"/>

Signature of the Student: _____

3. Administrative Infrastructure and Support

The library staff is efficient and helpful.

Strongly Disagree	Disagree	Neutral	Agree	Strongly Agree
<input type="checkbox"/>	<input type="checkbox"/>	<input type="checkbox"/>	<input checked="" type="checkbox"/>	<input type="checkbox"/>

Collection of books, journals and reading material of the college library.

Poor	Average	Good	Very Good
<input type="checkbox"/>	<input type="checkbox"/>	<input checked="" type="checkbox"/>	<input type="checkbox"/>

Support and assistance of the library staff.

Poor	Average	Good	Very Good
<input type="checkbox"/>	<input type="checkbox"/>	<input checked="" type="checkbox"/>	<input type="checkbox"/>

Infrastructure of the laboratory.

Poor	Average	Good	Very Good
<input type="checkbox"/>	<input type="checkbox"/>	<input checked="" type="checkbox"/>	<input type="checkbox"/>

Separate common room for girls and boys are available.

Yes	No
<input checked="" type="checkbox"/>	<input type="checkbox"/>

Clean drinking water is available in college campus.

Yes	No
<input checked="" type="checkbox"/>	<input type="checkbox"/>

Amusement and assistance provided at the college sports ground.

Poor	Average	Good	Very Good
<input type="checkbox"/>	<input type="checkbox"/>	<input checked="" type="checkbox"/>	<input type="checkbox"/>

Campus facilities.

Poor	Average	Good	Very Good
<input type="checkbox"/>	<input type="checkbox"/>	<input checked="" type="checkbox"/>	<input type="checkbox"/>

Following the duties and responsibilities of Complaint Redress Committee in the college.

Yes	No	Maybe
<input checked="" type="checkbox"/>	<input type="checkbox"/>	<input type="checkbox"/>

Students are free to attend.

Yes	No
<input checked="" type="checkbox"/>	<input type="checkbox"/>

Minimum classroom and well-maintained.

Poor	Average	Good	Very Good
<input type="checkbox"/>	<input type="checkbox"/>	<input checked="" type="checkbox"/>	<input type="checkbox"/>

Classroom and maintenance of college premises.

Poor	Average	Good	Very Good
<input type="checkbox"/>	<input type="checkbox"/>	<input checked="" type="checkbox"/>	<input type="checkbox"/>

Facilities of Placement cell of the college.

Poor	Average	Good	Very Good
<input type="checkbox"/>	<input type="checkbox"/>	<input checked="" type="checkbox"/>	<input type="checkbox"/>

Internet facility available in the college campus.

Yes	No	Maybe
<input checked="" type="checkbox"/>	<input type="checkbox"/>	<input type="checkbox"/>

4. Extra Curricular activities

Do you take part in any sports/athletic event at the college?

Yes	No
<input checked="" type="checkbox"/>	<input type="checkbox"/>

Are you satisfied with the equipment, amenities, and assistance available and provided for your practice and training activities for those activities?

Yes	No	Maybe
<input checked="" type="checkbox"/>	<input type="checkbox"/>	<input type="checkbox"/>

Are you in NCC / NSS / NDA?

Yes	No
<input checked="" type="checkbox"/>	<input type="checkbox"/>

Have you won prizes and awards for winning competitions organized under the Cultural Extracurricular and other activities?

Yes	No
<input checked="" type="checkbox"/>	<input type="checkbox"/>

Signature of the Student: _____